

Mattawan Consolidated School.....



Panorama Survey Data

Presented by:
Kim Porco, Director of Whole Child Services

Mattawan Consolidated School
Empowering the future.... With Mattawan Pride!



Strategic Plan

3-5 Year Targets and Goals



Mattawan
Consolidated School
Empowering the future.... With
Mattawan Pride!

Target 1- Student Success

Goal 3 - Develop and align social and emotional, and mental health curriculum and services.

Target 2- Personnel

Goal 4 - Develop and implement a staff wellness plan that supports and promotes a positive culture and staff well being.



Key Performance Indicator Goals

Goal 4 - Social-Emotional Measures

A 2% increase of student's ability to self-regulate based on Panorama student survey data.



Mattawan
Consolidated School
Empowering the future.... With
Mattawan Pride!



What is “Percent Favorable”?

For example “71% favorable” means that 71% of respondents selected a favorable answer choice for a question, or that 71% of the responses across all questions in a topic were favorable.

Emotional Regulation

Definition: How well students regulate their emotions.

Example questions:

Teacher Perception Survey, K-2

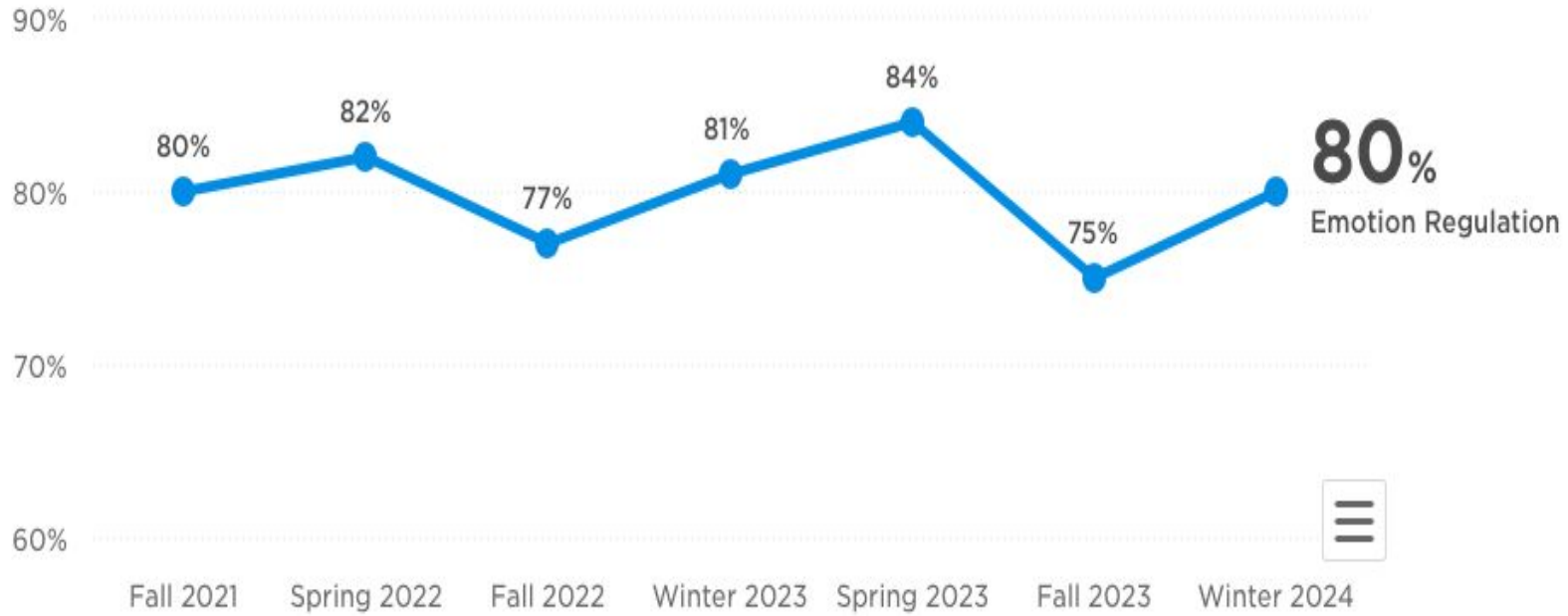
- How often is this student able to control his/her emotions when s/he needs to?

Student Survey, 3rd-12th

- How often are you able to pull yourself out of a bad mood?
- How often are you able to control your emotions when you need to?
- When things go wrong for you, how calm are you able to stay?

Teacher Perception Survey, K-2

Percent Favorable



Your result compared to National

61%

Your result

Compared to schools across the country, your score is near the **99th percentile** on this topic.

Most frequent

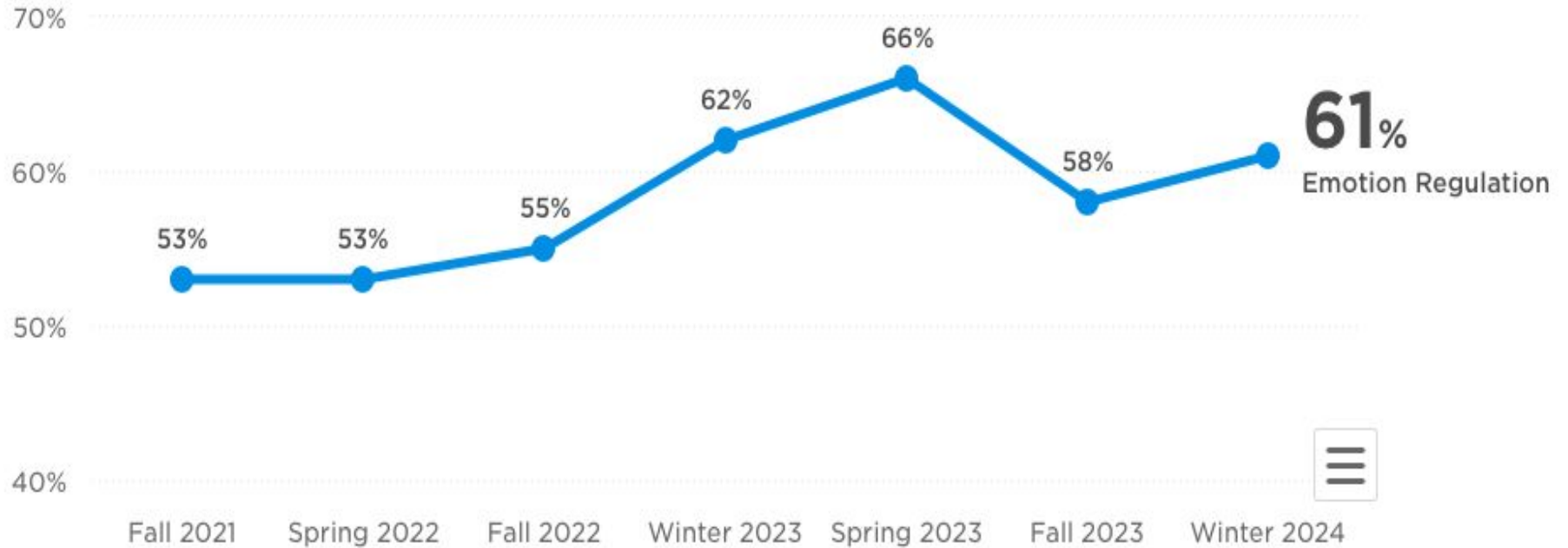


— Your result

● National dataset
Distribution of school s...

Student Survey, 3rd-5th

Percent Favorable

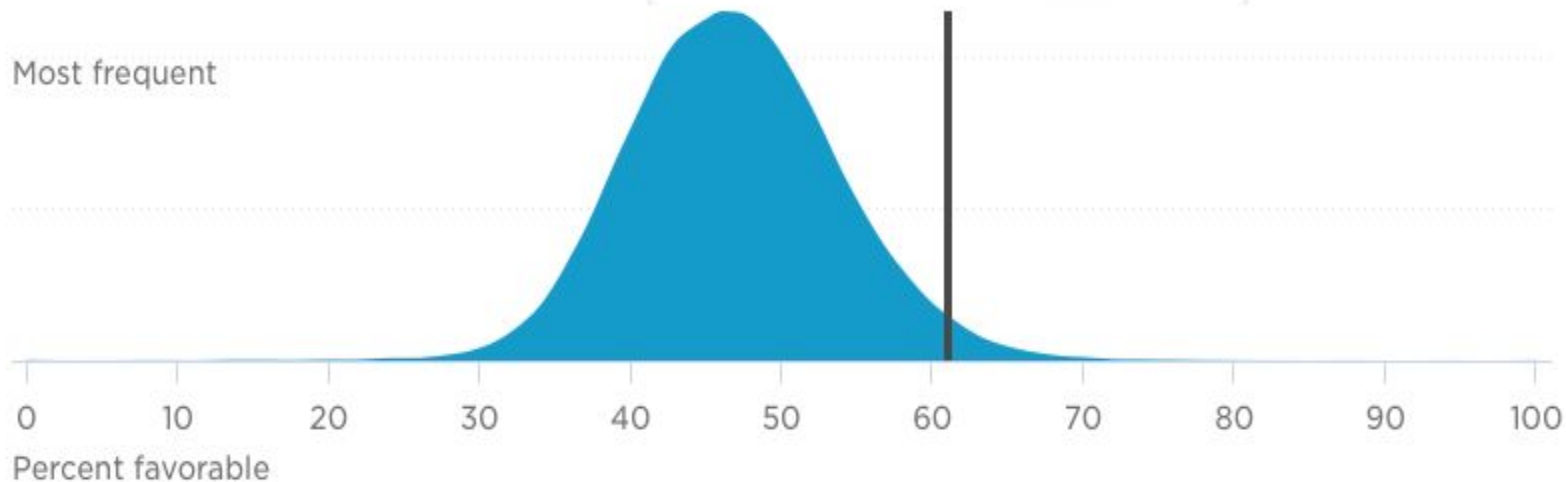


Your result compared to National

61%

Your result

Compared to schools across the country, your score is near the **99th percentile** on this topic.

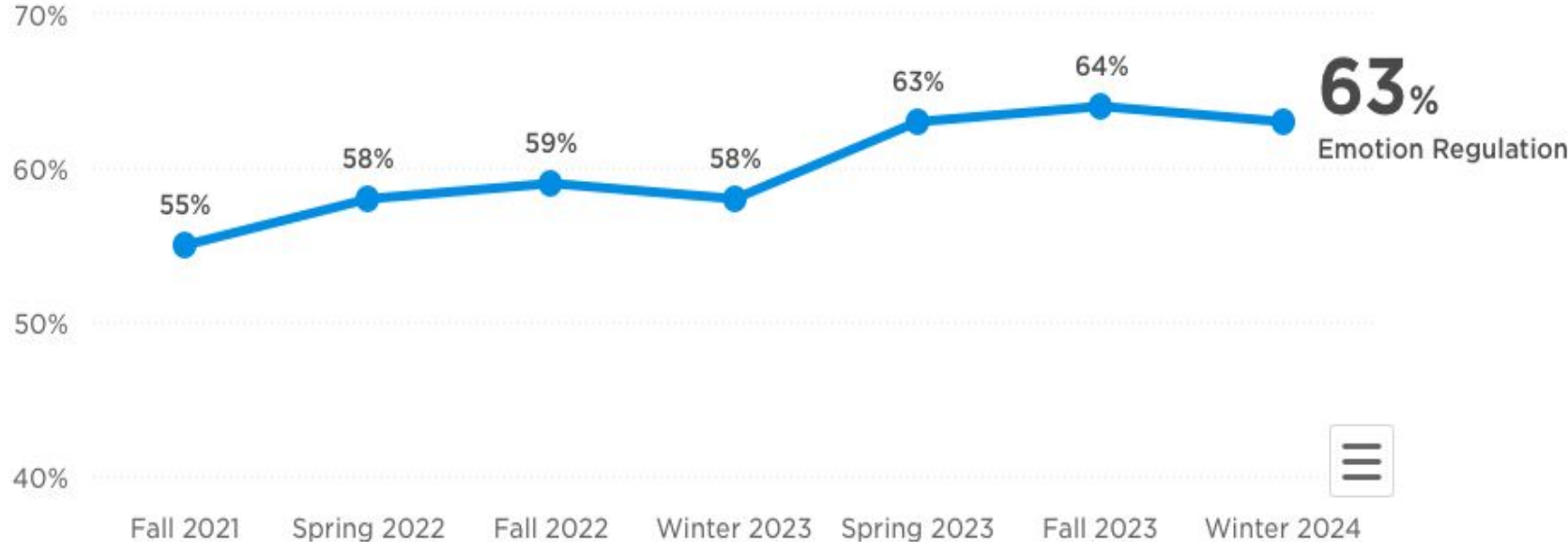


— Your result

● National dataset
Distribution of school s...

Student Survey, 6th-12th

Percent Favorable

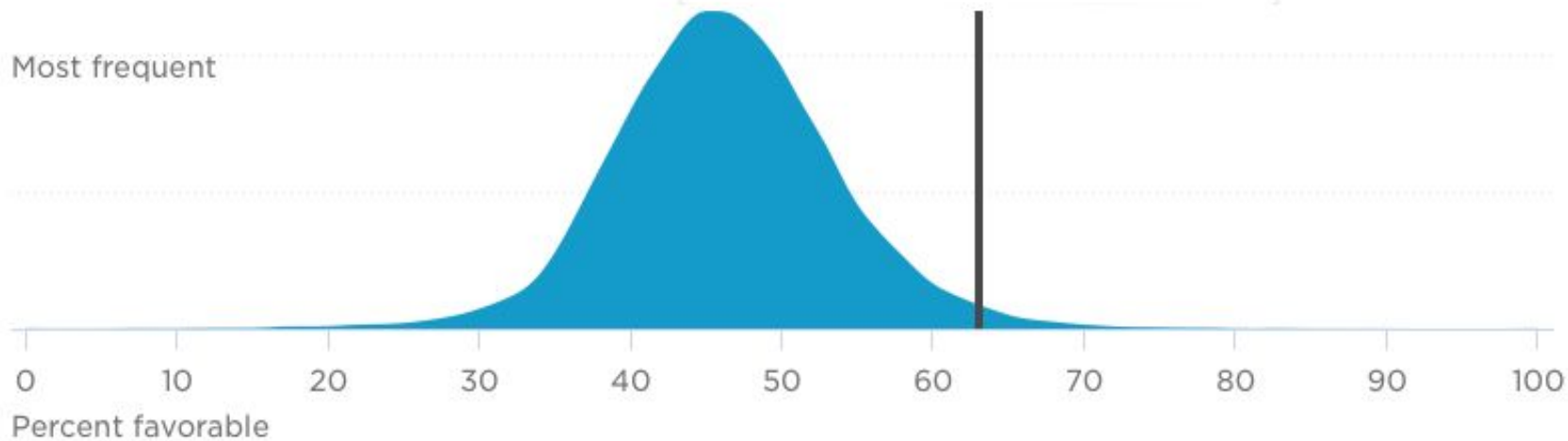


Your result compared to National

63%

Your result

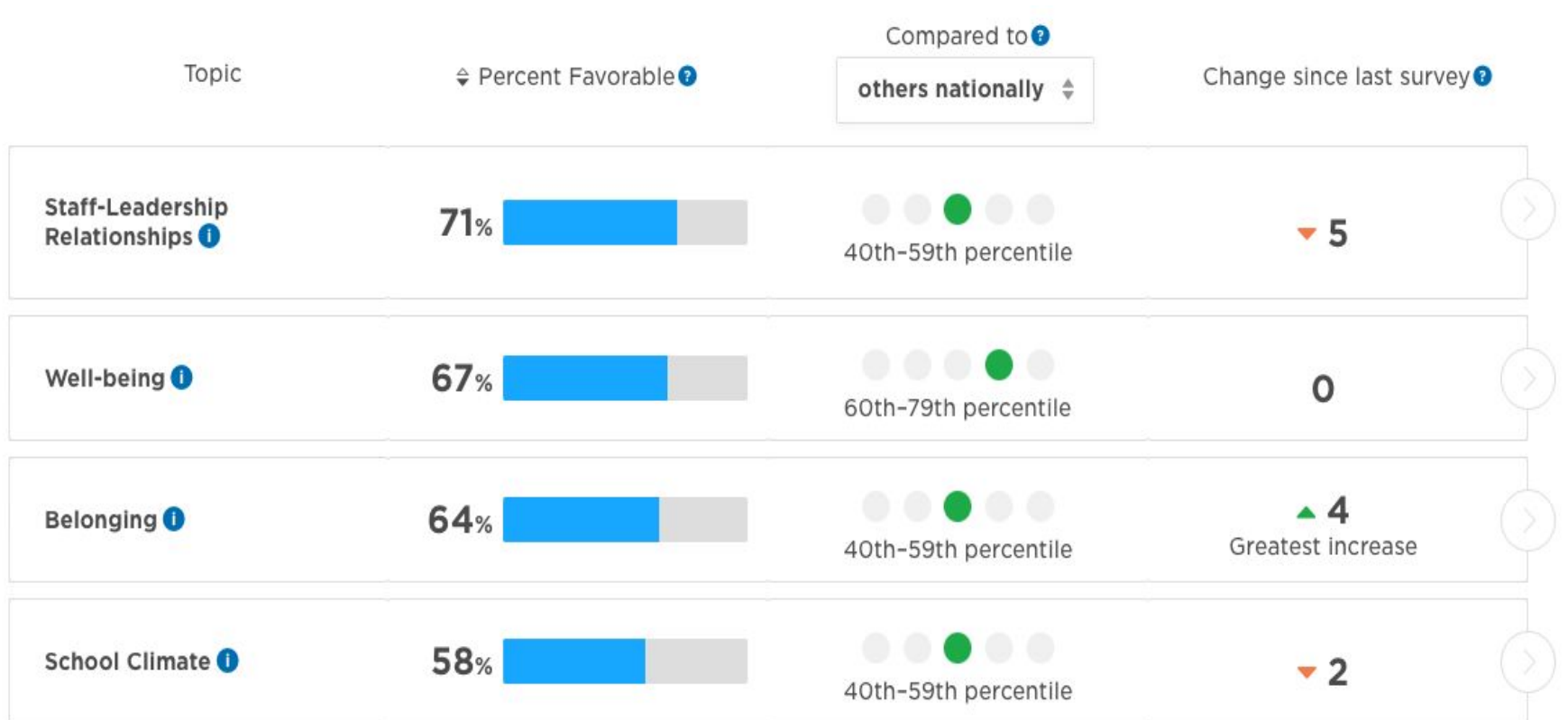
Compared to schools across the country, your score is near the **99th percentile** on this topic.



— Your result

● National dataset
Distribution of school s...

Staff Survey



Example Questions- Staff Leadership Relationships

- How friendly are your school leaders towards you?
- How confident are you that your school leaders have the best interest in mind?
- How motivating do you find working with your leadership team?
- When challenges arise in your personal life, how understanding are your school leaders?
- How respectful are your school leaders towards you?

Example Questions- Well-Being

- During the past week, how often did you feel...
 - engaged at work?
 - feel happy at work?
 - frustrated at work?
 - stressed out at work?
 - overwhelmed at work?

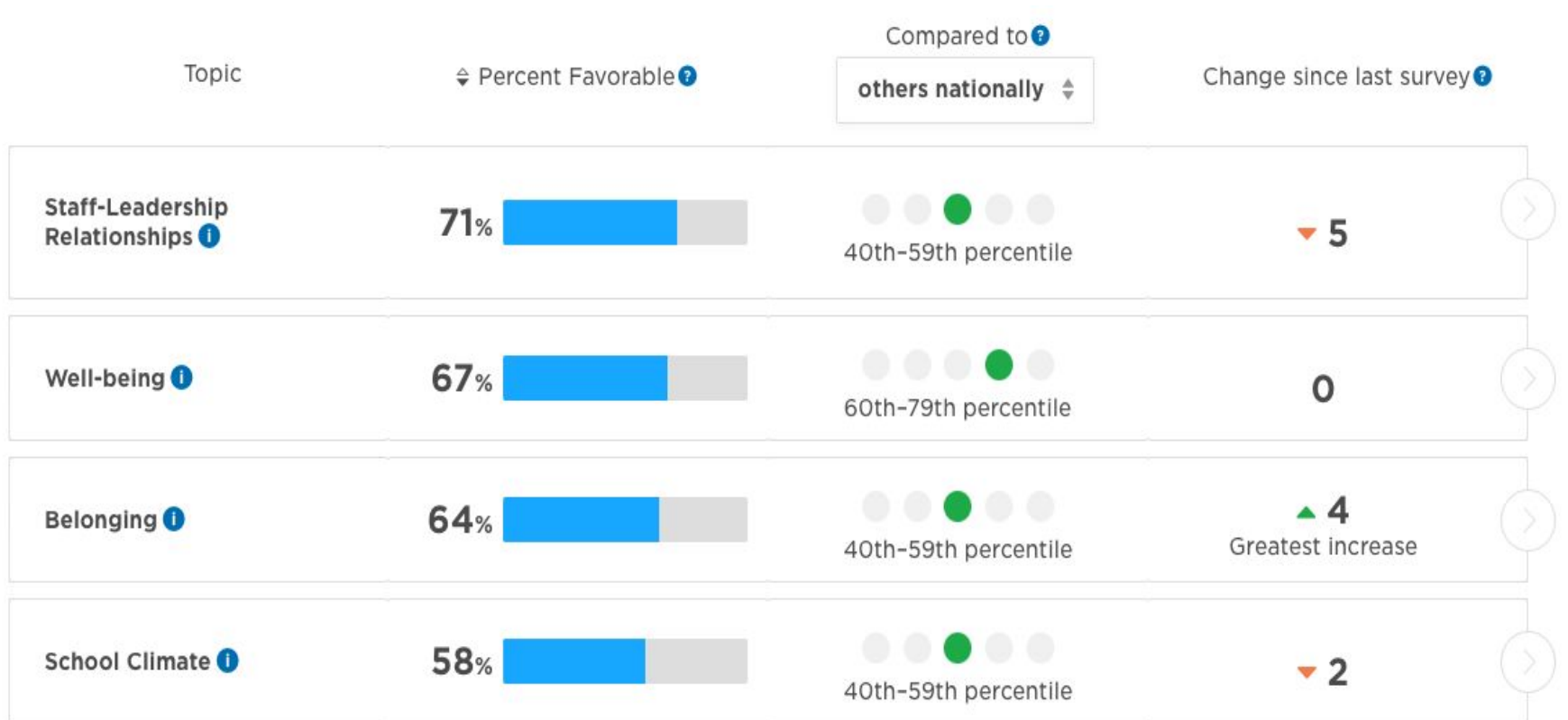
Example Questions- Belonging

- How well do your colleagues at school understand you as a person?
- How connected do you feel to other adults at your school?
- How much respect do colleagues in your school show you?
- How much do you matter to others at school?
- Overall, how much do you feel like you belong at your school?

Example Questions- School Culture

- How supportive are students in their interactions with each other?
- How often do you see students helping each other without being prompted?
- To what extent are staff trusted to work in the way they think is best?
- How respectful are the relationships between staff and students?
- How positive are the attitudes of your colleagues?

Staff Survey



Questions?



Mattawan
Consolidated School
Empowering the future.... With
Mattawan Pride!

